


SAP Ariba Training

Consignment process

Maria Solowich | Logistics / Supply Chain
Management | 11.04.2022

WE SHAPE
FUTURE
MOBILITY



MAHLE

Consignment process

In this Chapter You Will Learn About ...

... what is a consignment release / call-off

... how to check the schedule release with item category consignment

... how to view the goods receipt / withdrawal

... how to generate consignment stock report

Consignment Release

1. Go to Workbench, click on subtab Orders.
2. Click **Orders and Releases**
3. Identify the right document using **search filters** and open Document by clicking the **Order Number**.

The screenshot shows the SAP Business Network interface. The top navigation bar includes 'Home', 'Enablement', 'Workbench' (highlighted with a blue circle and '1'), 'Planning', 'Orders', 'Fulfillment', 'Invoices', 'Payments', 'Catalogs', 'Reports', and 'Messages'. Below the navigation bar, the 'Workbench' section displays five summary cards: 'New orders' (0), 'Changed orders' (26), 'Orders' (48, highlighted with a blue circle and '1'), 'Items to ship' (6), and 'Items to confirm' (0). Each card has a 'Letzte 31 Tage' label and a 'Save filter' button. Below the cards, the 'Orders (48)' section is visible with links for 'Edit filter', 'Save filter', and 'Last 31 days'.

The screenshot shows the search filter configuration for 'Orders (48)'. A blue circle with '2' highlights the 'Edit filter' link. The filter configuration includes several fields: 'Customers' (Select or type selections), 'Order numbers' (Type selection, Partial match selected, Exact match unselected), 'Creation date' (Last 31 days), 'Order status' (Include, Select or type ...), 'Company codes' (Select or type selections), 'Purchasing organizations' (Select or type selections), 'Customer locations' (Type selection), 'Order type' (All), 'Routing status' (All), 'Min amount' (empty), 'Max amount' (empty), and 'Currency' (EUR). There is also a checkbox for 'Show hidden orders only'.

Orders and Releases (29) Page 1

Type	Order Number	Ver	Customer	Inquiries	Ship To Address	Ordering Address	Amount	Date	Order Status	Settlement	Amount Invoiced	Revision	Actions
Release	55000003490001-0FOR	414	MAHLE		MAHLE Behr Námestovo s.r.o. Námestovo Slovakia	BERNECKER ROLLFORMING & TUBES GMBH PAUSA, 16 Germany	0.00 EUR	5 Nov 2021	Partially Received	Invoice	0.00 EUR	Changed	Actions

A blue circle with '3' highlights the 'Release' type and the 'Order Number' field in the first row of the table.

Check Scheduling Agreement Release

Line Item														
Line #	No. Schedule Lines	Part #	Customer Part #	Type	Category	Return	Revision Level	Qty (Unit)	Need By	Unit Price	Subtotal	Previous Received Qty (Unit)	Cumulative Received Qty (Unit)	Cumulative Shipped Qty (Unit)
10	16		NU925001	Material	Consignment			71,820.000 (PCE) ⓘ	13 Sep 2021 IDT 13 Sep 2021 Buyer time	0.00 EUR	0.00 EUR		3,264,030.000 (PCE) ⓘ	35910 (PCE) ⓘ

Description: WINGLETROHR

In the document you can check following data:

1. The category of the Items is **Consignment**.
2. The next order to ship is shown in the Schedule Lines list.
3. Click **Create Ship Notice**, in the top of the page to create an ASN.

17								35,910 (PCE) ⓘ	11 Nov 2021 12:00 PM IST			3,335,850.00 (PCE) ⓘ		Firm
18								0 (PCE) ⓘ	17 Nov 2021 12:00 PM IST			3,335,850.00 (PCE) ⓘ		Firm

Note: For more details on how to create an ASN, how to pack items and print labels, refer to the training documentations:

- [Advanced Shipping Notification – Individual](#) and
- [Advanced Shipping Notification – Multiple](#)

3

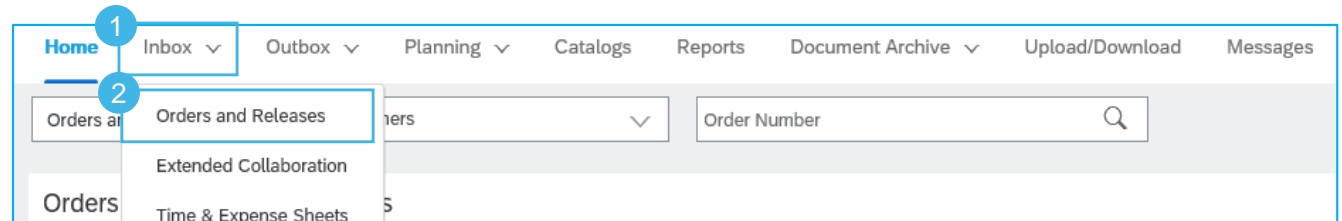
Create Order Confirmation ▼ Create Ship Notice Create Invoice ▼

Release Detail Processing History Release History

Goods Receipt

There are 2 possible ways to access the Goods Receipt overview:

1. Select **Inbox** tab.
2. Click **Orders and Releases**
3. Identify the right document using **search filters** and open Document by clicking the **Order Number**.
4. In the field **Related Documents**, you will also see the Receipt number. By clicking the field, you can open the document.



The screenshot shows a table titled 'Orders and Releases (29)'. The table has columns for Type, Order Number, Ver, Customer, Inquiries, Ship To Address, Ordering Address, Amount, Date, Order Status, Settlement, Amount Invoiced, Revision, and Actions. The first row is selected and highlighted with a blue box and the number 3. The selected row contains the following information:

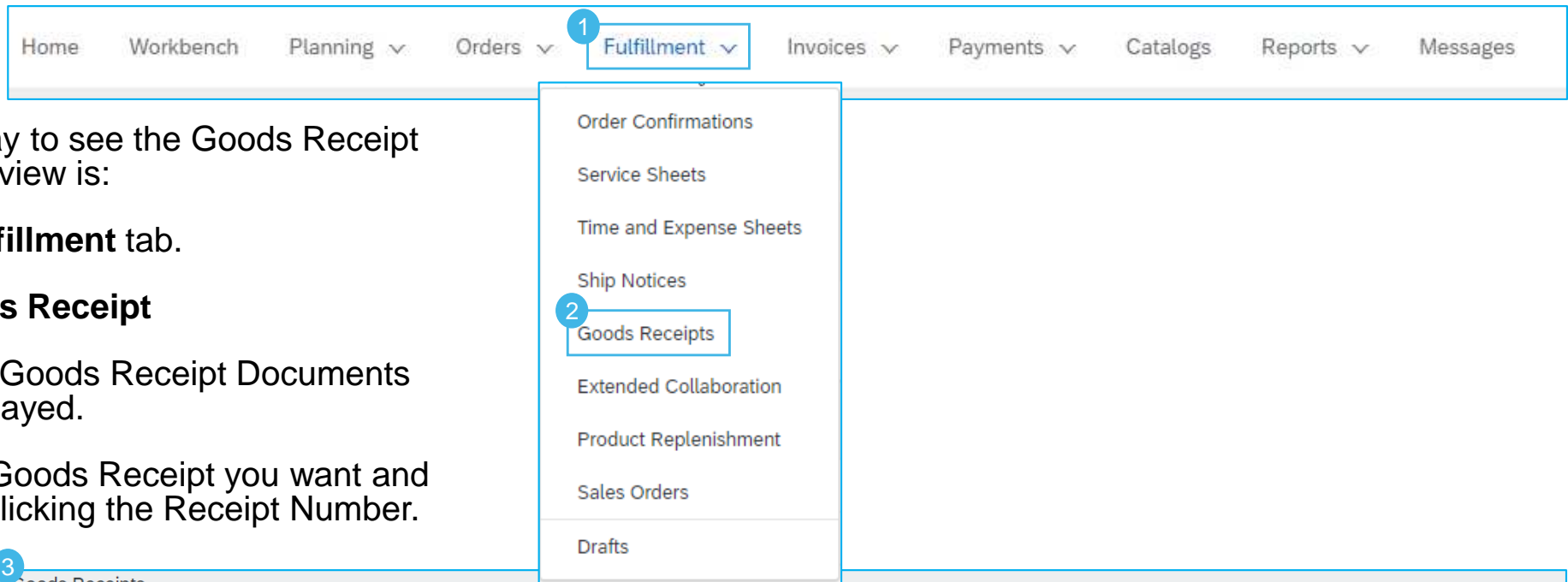
Type	Order Number	Ver	Customer	Inquiries	Ship To Address	Ordering Address	Amount	Date	Order Status	Settlement	Amount Invoiced	Revision	Actions
Release	55000003490001-OFOR	414	MAHLE		MAHLE Behr Námestovo s.r.o. Námestovo Slovakia	BERNECKER ROLLEFORMING & TUBES GMBH PAUSA, 16 Germany	0.00 EUR	5 Nov 2021	Partially Received	Invoice	0.00 EUR	Changed	Actions

The screenshot shows the details of a document. At the top, there are buttons for 'Create Order Confirmation', 'Create Ship Notice', and 'Create Invoice'. Below these are tabs for 'Release Detail', 'Processing History', and 'Release History'. The 'Release Detail' tab is active. The page contains contact information for the customer and the company, payment terms, and a scheduling agreement ID. A large callout box highlights the 'Related Documents' field (4), which contains the following information:

Routing Status: Acknowledged
Effective Date: 5 Dec 2019
Expiration Date: 31 Dec 2035
Related Documents: 5000000249
I Test 2_4

Other related documents listed include 'Scheduling Agreement Release' (Partially Received) with ID 550000034900010FOR and version 414, and another 'Routing Status: Acknowledged' document with ID 5000000249 and version I Test 2_4.

Goods Receipt overview



The second way to see the Goods Receipt document overview is:

1. Select **Fulfillment** tab.
2. Click **Goods Receipt**
3. All existing Goods Receipt Documents will be displayed.
4. Select the Goods Receipt you want and open it by clicking the Receipt Number.

The screenshot shows the 'Goods Receipts' overview page. It features a search filter section and a table with 8 rows of receipt data. The table columns are Receipt Number, Reference, Customer, Date, and Routing Status. The second row is highlighted with a blue box and a circled '4'.

Receipt Number	Reference	Customer	Date	Routing Status
5000000300	550000059000010FOR	MAHLE	10 Nov 2021 10:32:39 AM	Sent
5000000296	550000034800010FOR	MAHLE	9 Nov 2021 5:01:24 PM	Sent
5000000249	550000034900010FOR	MAHLE	5 Nov 2021 2:48:42 PM	Sent
5000000246	550000118400010FOR	MAHLE	4 Nov 2021 3:54:14 PM	Sent
5000000238	550000059000010FOR	MAHLE	3 Nov 2021 4:35:49 PM	Sent

Goods Receipt overview

The Goods Receipt document shows that the material was receipt by Mahle incl. the date, quantity, packing Slip ID and other additional information.

Receipt: 5000000249 Done Previous

Print | Export cXML

Detail History

From: MAHLE

To: Achsenvertrieb AG - TEST
Hopfenseeweg 33
70378 Stuttgart
Baden-Württemberg
Germany
Phone:
Fax:
Email: alexander.hamm@ap-solut.com

Receipt: Receipt No.: 5000000249
Receipt Date: 5 Nov 2021

Routing Status: Sent
Related Documents: 550000034900010FOR

Item	Order Line Number	Part #	Customer Part #	Batch #	Customer Batch #	Packing Slip ID	Packing Slip Date	Qty (Unit)	Delivery Address	Type	Unit Rate	Amount	Status
Scheduling Agreement Release: 550000034900010FOR													
1	10		NU925001			I TEST_2_4	5 Nov 2021	35,910.000 PCE ⓘ	Not Specified	Received	0.00 EUR	0.00 EUR	
Description: WINGLETROHR													

Comments

Pricing Details

Unit Details ⓘ			Price Details ⓘ		
Unit Conversion	Price Unit	Order Unit	Price	Price Unit Quantity	Price Unit
1	PCE ⓘ	PCE ⓘ	0.00 EUR	100	PCE ⓘ

Consignment Movements – Withdrawal overview

Home Workbench Planning ▾ Orders ▾ **Fulfillment ▾** Invoices ▾ Payments ▾ Catalogs Reports ▾ Messages

- Order Confirmations
- Service Sheets
- Time and Expense Sheets
- Ship Notices
- Goods Receipts
- Extended Collaboration**
- Product Replenishment
- Sales Orders
- Drafts

In order to see the Consignments Movements, following steps have to be executed:

1. Select **Fulfillment** tab.
2. Click **Extended collaboration**.
3. Select **Consignment Movements** tab.
4. All Consignment Movements are displayed.

Extended Collaboration

Multi-Tier Orders Component Inventory Component Shipments Return Shipments **Consignment Movements** Multi-Tier Shipments Component Receipts Component Consumption

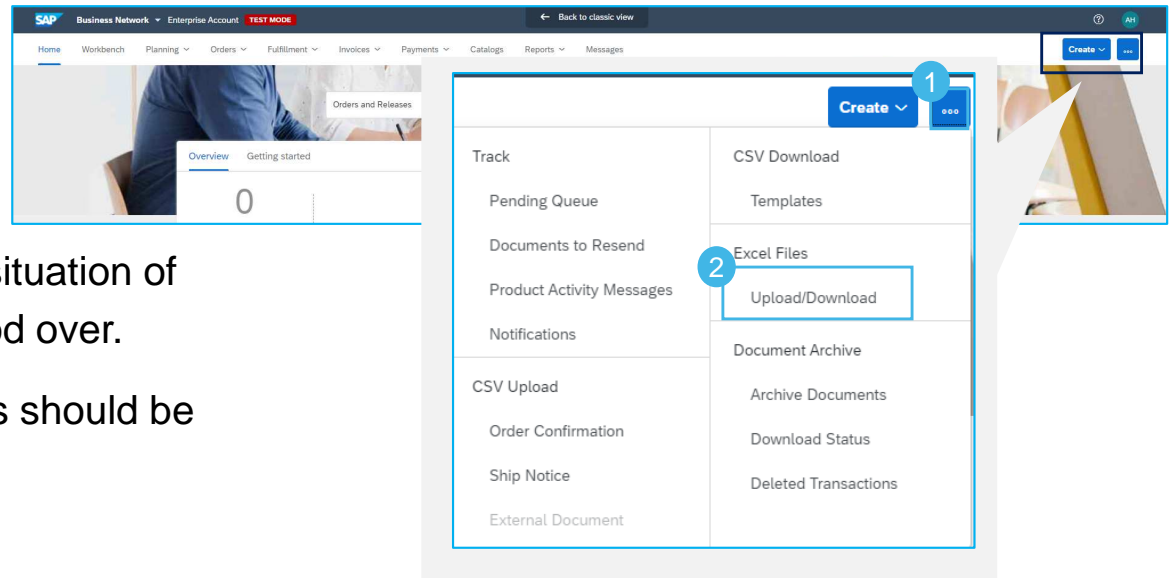
Multi-Tier Quality Inspection

Consignment Movements (22) Page 2

Customer Part No./Description	Part No.	Customer	Customer Location	Movement Date ↓	Movement Qty (Unit)	Amount	Settlement	Invoice No.
<input checked="" type="checkbox"/> KY876001 WINGLET TUBE	KY876001	MAHLE	6154 Námestovo	9 Nov 2021	34,020 (ST)	3,676.00 EUR		
<input type="checkbox"/> MB654002 WINGLETROHR		MAHLE	6154 Námestovo	5 Nov 2021	39,690 (PC)	4,415.16 EUR		

↳ Create Invoice

Generation of consignment stock report



With a dedicated consignment report, the stock situation of consignment materials can be displayed in a good over.

To generate a consignment report following steps should be followed:

1. Click **More** Icon.
2. Click **Upload/Download**.
3. All existing jobs are displayed.

3

Name	Type	Created	Changed ↓	Modified By
<input type="radio"/> Consignment_MB654002	Consignment	10 Nov 2021 6:15:21 AM	10 Nov 2021 6:15:21 AM	Alexander Hamm
<input type="radio"/> Consignment_K4M_2	Consignment	9 Nov 2021 2:00:09 AM	9 Nov 2021 2:00:09 AM	Alexander Hamm
<input type="radio"/> Consignment_K4M_1	Consignment	5 Nov 2021 6:50:46 AM	5 Nov 2021 6:50:46 AM	Alexander Hamm

↳ Create Edit Run Clear Downloads

Generation of consignment stock report

1. Click **Create** in Job tab.
2. Enter a **Name** for the job.
3. Choose **Type Consignment**.
4. Enter Customer **MAHLE**.
5. If you want to see the stock for all consignment materials, press **Save**. If you want to generate the report for a specific material, enter the material number in the field: **Buyer part number**.
6. Press **Save**.

The screenshot shows the 'Create/Edit Job' form with the following fields and values:

- Name:** Consignment_MB6540002
- Type:** Consignment
- Customer:** MAHLE
- Start date:** 12 Sep 2021
- End date:** 11 Nov 2021
- Supplier part number:** (empty)
- Buyer part number:** MB654002
- Location:** (empty)

Callouts 1-6 indicate the following steps:

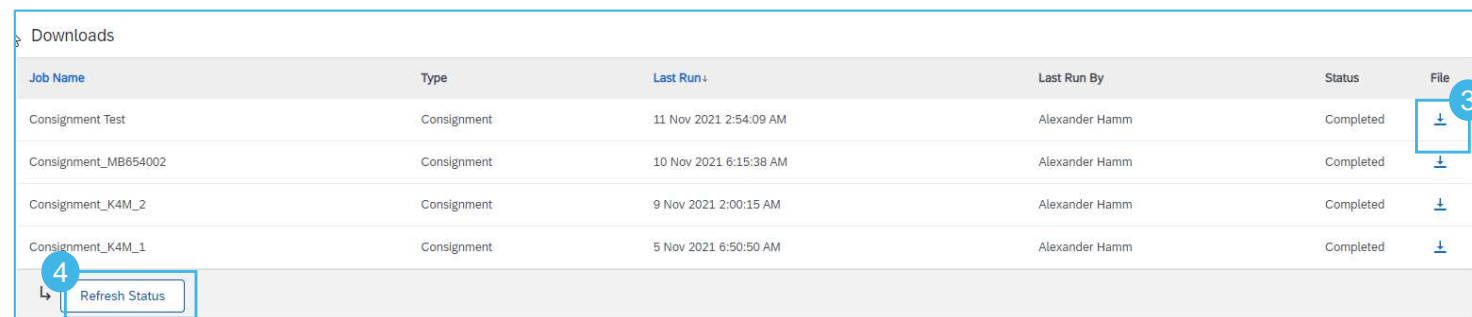
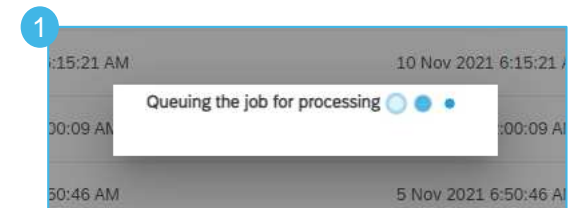
1. Click **Create** in Job tab.
2. Enter a **Name** for the job.
3. Choose **Type Consignment**.
4. Enter Customer **MAHLE**.
5. If you want to see the stock for all consignment materials, press **Save**. If you want to generate the report for a specific material, enter the material number in the field: **Buyer part number**.
6. Press **Save**.

View of consignment stock report

The generation of Consignment stock report is triggered by:

- New job creation
- The stock data will be updated periodically (daily/weekly etc.) from the MAHLE ERP system to the Ariba Network in order to provide the current status
- Pressing the run button from jobs tab.

1. The run of the can take several seconds, depending on the size of the report.
2. In the **Downloads** tab, all reports can be seen
3. By pressing the **Download Icon**, an Excel file with the report will be downloaded.
4. If the status of the Job is In progress and the Download icon is missing, **Refresh Status** Button will refresh the table.



A screenshot of the "Downloads" table. The table has columns for "Job Name", "Type", "Last Run", "Last Run By", "Status", and "File". The "File" column contains download icons. A blue circle with the number "3" is placed over the first download icon. At the bottom left of the table, there is a "Refresh Status" button with a circular arrow icon. A blue circle with the number "4" is placed over this button.

Job Name	Type	Last Run	Last Run By	Status	File
Consignment Test	Consignment	11 Nov 2021 2:54:09 AM	Alexander Hamm	Completed	↓
Consignment_MB654002	Consignment	10 Nov 2021 6:15:38 AM	Alexander Hamm	Completed	↓
Consignment_K4M_2	Consignment	9 Nov 2021 2:00:15 AM	Alexander Hamm	Completed	↓
Consignment_K4M_1	Consignment	5 Nov 2021 6:50:50 AM	Alexander Hamm	Completed	↓

Consignment stock report

In the Consignment stock report you can see all the movements that have been processed for a chosen material.

On the **orange line** the **Total Stock on Hand** and the **Consignment stock on Hand** can be seen for the specific material.

SAP Ariba Ariba Supply Chain Collaboration - Consignment Report						
Customer ANID	Customer Name	Customer Part No.	Supplier Part No.	Description	Location	Location Name
AN01424068779-T	MAHLE	MB654002		WINGLETROHR	6154	MAHLE Behr Námestovo
AN01424068779-T	MAHLE	MB654002		WINGLETROHR	6154	MAHLE Behr Námestovo
AN01424068779-T	MAHLE	MB654002		WINGLETROHR	6154	Námestovo
AN01424068779-T	MAHLE	MB654002		WINGLETROHR	6154	Námestovo
AN01424068779-T	MAHLE	MB654002		WINGLETROHR	6154	Námestovo
AN01424068779-T	MAHLE	MB654002		WINGLETROHR	6154	Námestovo
AN01424068779-T	MAHLE	MB654002		WINGLETROHR	6154	Námestovo
AN01424068779-T	MAHLE	MB654002		WINGLETROHR	6154	Námestovo
AN01424068779-T	MAHLE	MB654002		WINGLETROHR	6154	Námestovo
AN01424068779-T	MAHLE	MB654002		WINGLETROHR	6154	Námestovo
AN01424068779-T	MAHLE	MB654002		WINGLETROHR	6154	Námestovo
AN01424068779-T	MAHLE	MB654002		WINGLETROHR	6154	Námestovo
AN01424068779-T	MAHLE	MB654002		WINGLETROHR	6154	Námestovo
AN01424068779-T	MAHLE	MB654002		WINGLETROHR	6154	Námestovo
AN01424068779-T	MAHLE	MB654002		WINGLETROHR	6154	Námestovo
AN01424068779-T	MAHLE	MB654002		WINGLETROHR	6154	Námestovo
AN01424068779-T	MAHLE	MB654002		WINGLETROHR	6154	Námestovo
AN01424068779-T	MAHLE	MB654002		WINGLETROHR	6154	Námestovo
AN01424068779-T	MAHLE	MB654002		WINGLETROHR	6154	Námestovo
AN01424068779-T	MAHLE	MB654002		WINGLETROHR	6154	Námestovo
AN01424068779-T	MAHLE	MB654002		WINGLETROHR	6154	Námestovo
AN01424068779-T	MAHLE	MB654002	MB654002	WINGLET TUBE	6154	Námestovo
AN01424068779-T	MAHLE	MB654002	MB654002	WINGLET TUBE	6154	Námestovo
AN01424068779-T	MAHLE	MB654002	MB654002	WINGLET TUBE	6154	Námestovo

Total Stock On Hand	Consignment On Hand
952560	952560